

Scaled data based on original data using  
LM-79-08 Approved Method: Electrical and Photometric Measurements of Solid-  
State Lighting Products

Test Report Prepared for  
Cooper Lighting Solutions  
(formerly Eaton)

Brand: McGRAW-EDISON

Report Number: P226813

Luminaire Tested: **ISW-AF-1000-LED-E1-SL2-7050**

Issue Date: 3/3/2020

**Test Information**

Test Method: LM-79-08  
Report Number: P226813  
TEST IS SCALED FROM IESNA LM-79-08 TEST DATA (P35945)  
Test Lab: INNOVATION CENTER-P3  
Issue Date: 3/3/2020  
Manufacturer: COOPER LIGHTING SOLUTIONS (FORMERLY EATON)  
Product Line: MCGRAW-EDISON  
Catalog Number: ISW-AF-1000-LED-E1-SL2-7050  
Description: IMPACT ELITE LED WEDGE LUMINAIRE  
LIGHT SQUARE WITH ACCULED OPTICS-TYPE II W/SPILL CONTROL  
Light Source: (16) 5000K CCT, 70 CRI LEDs  
Ballast/Driver: ELECTRONIC DRIVER

**Summary**

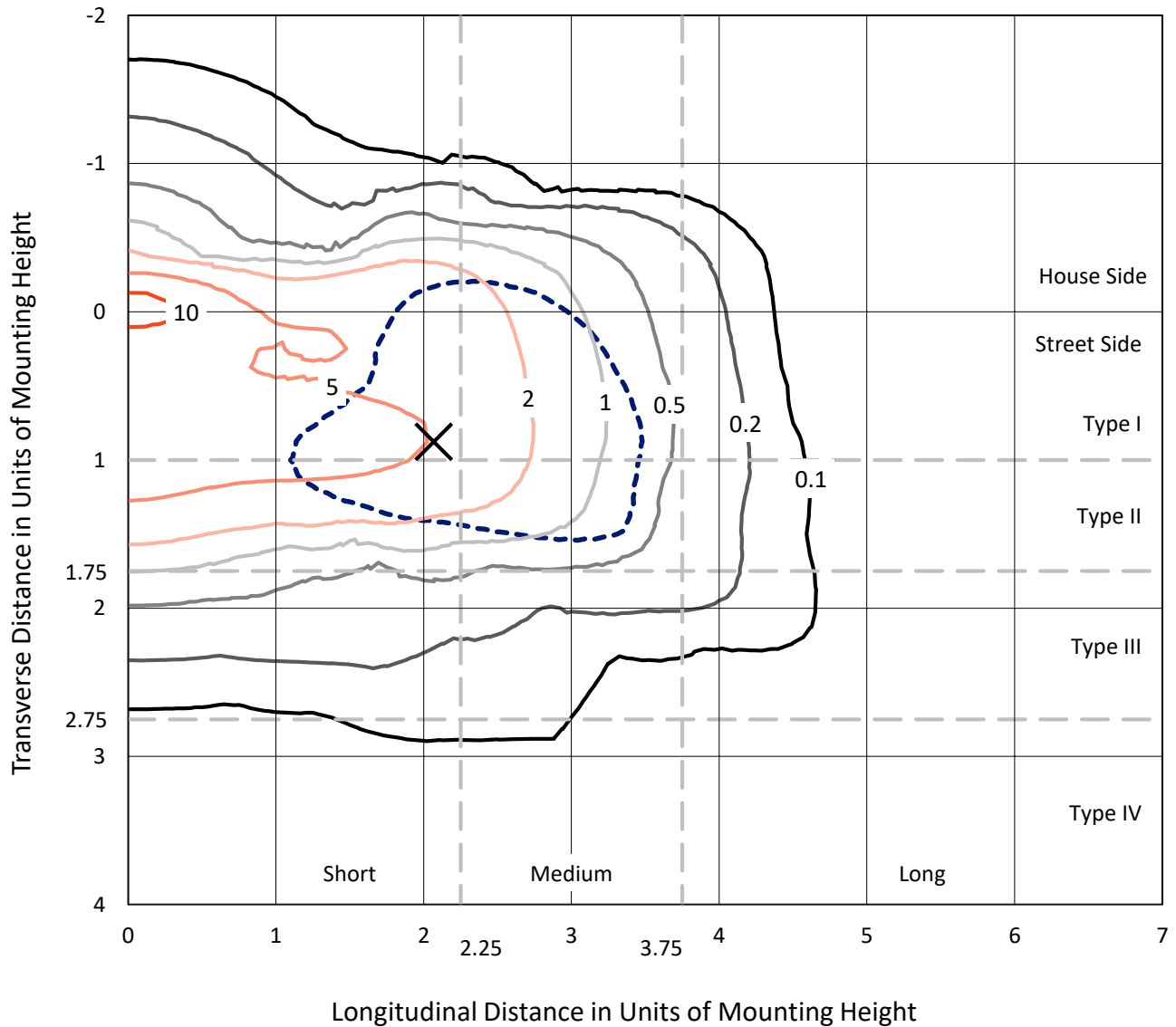
Lumens per Lamp: N/A  
Luminaire Lumens: 5849 lumens  
Efficiency: N/A  
Efficacy: 107.1 lumens/watt  
Luminous Opening: Rectangular (W 0.5' x L: 0.5' x H: 0')  
IES Classification: Type II - Short - Semi-Cutoff  
BUG Rating: B1 - U1 - G2  
  
Input Watts (W): 54.6  
Input Voltage (V): 120  
Input Current (Ain): NR  
Voltage Rise (V): NR  
Power Factor: NR  
Total Harmonic Distortion (THDi): NR  
Frequency (hertz): 60  
Stabilization Time: NR  
Operation Time: NR  
Ambient Temperature (°C): NR  
Test Distance: 25 FT



REPORT NUMBER: P226813  
 CATALOG NUMBER: ISW-AF-1000-LED-E1-SL2-7050

### Iso-Footcandle Lines of Horizontal Illumination

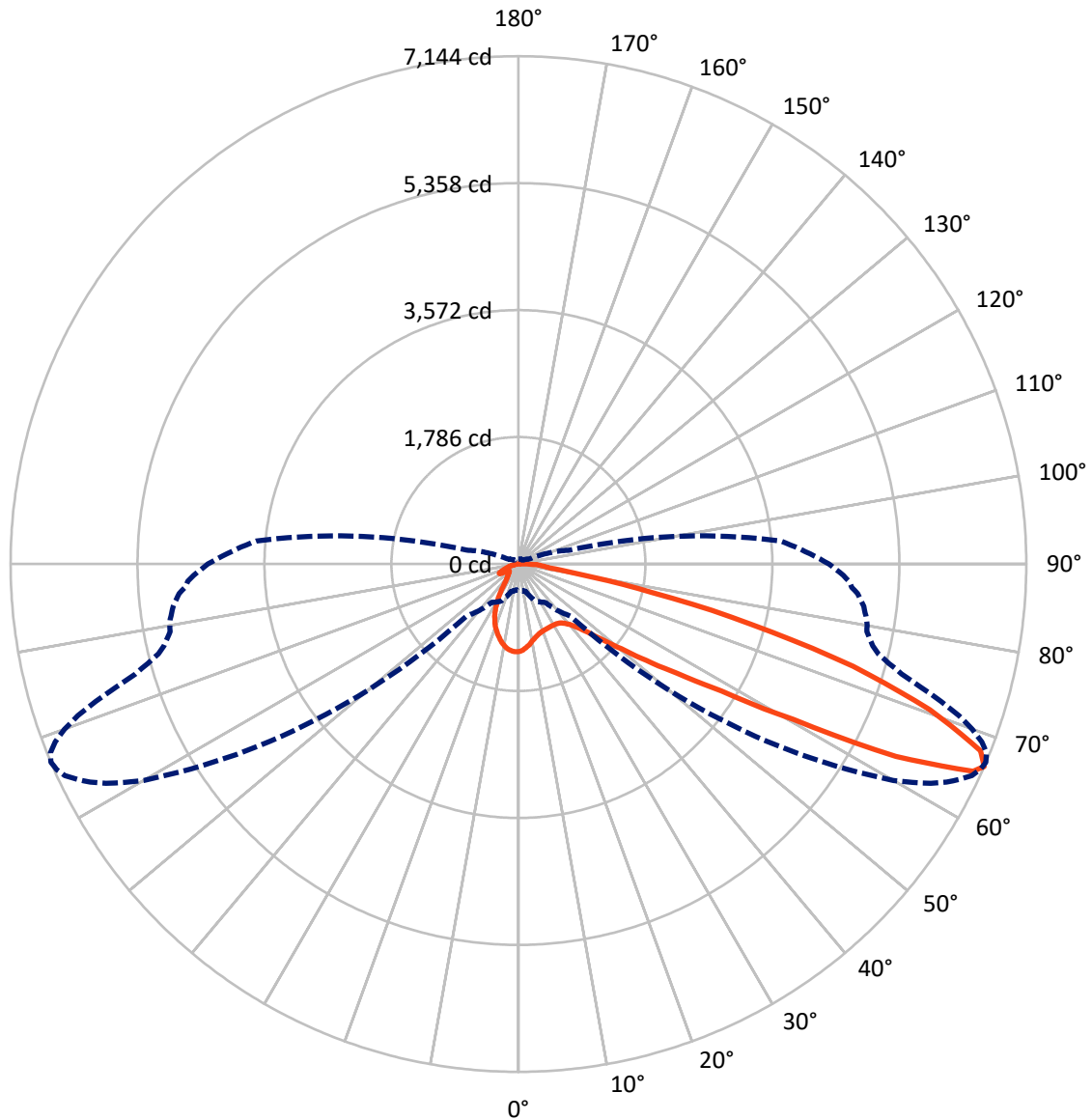
✕ Max cd  
 - - - 1/2 Max cd



Based on 10 foot mounting height. Maximum calculated value = 12.3 fc  
 Type II - Short - Semi-Cutoff

REPORT NUMBER: P226813  
CATALOG NUMBER: ISW-AF-1000-LED-E1-SL2-7050

### Luminous Intensity Polar Plot



— Vertical Plane Through 67-Deg Lateral    - - - Horizontal Cone Through 66-Deg Vertical

REPORT NUMBER: P226813

CATALOG NUMBER: ISW-AF-1000-LED-E1-SL2-7050

**FLUX DISTRIBUTION:**

		Downward	Upward	Total
<b>House Side</b>	Lumens	1080.0	0.4	1080.4
	% Fixture	18.5	0.0	18.5
<b>Street Side</b>	Lumens	4766.9	1.7	4768.6
	% Fixture	81.5	0.0	81.5
<b>Total</b>	Lumens	5846.8	2.1	5849.0
	% Fixture	100.0	0.0	100.0

**ZONAL LUMENS:**

Zone	Lumens	% Fixture
0°-10°	106.7	1.8
10°-20°	254.1	4.3
20°-30°	348.4	6.0
30°-40°	497.8	8.5
40°-50°	807.1	13.8
50°-60°	1278.9	21.9
60°-70°	1620.6	27.7
70°-80°	805.6	13.8
80°-90°	127.6	2.2
90°-100°	2.1	0.0
100°-110°	0.0	0.0
110°-120°	0.0	0.0
120°-130°	0.0	0.0
130°-140°	0.0	0.0
140°-150°	0.0	0.0
150°-160°	0.0	0.0
160°-170°	0.0	0.0
170°-180°	0.0	0.0
0°-90°	5846.8	100.0
0°-180°	5849.0	100.0

**Coefficient of Utilization**



REPORT NUMBER: P226813

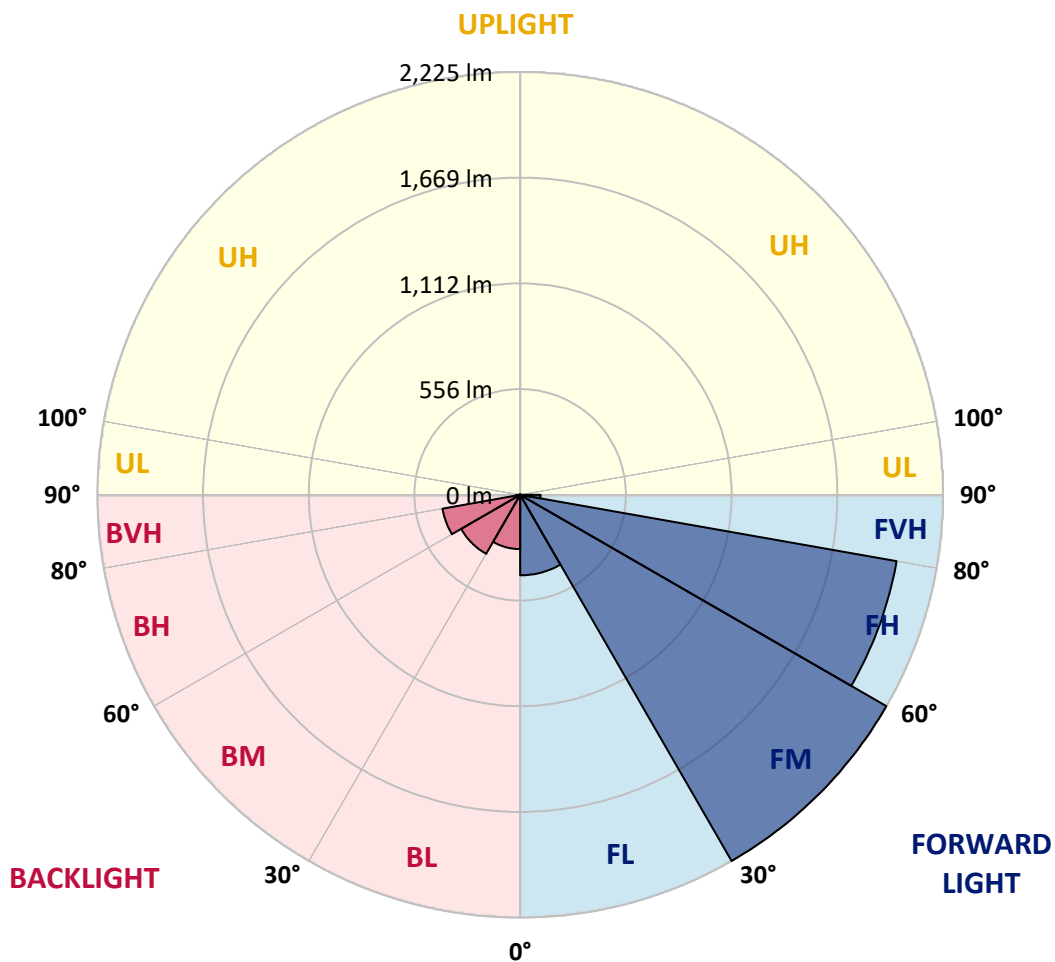
CATALOG NUMBER: ISW-AF-1000-LED-E1-SL2-7050

**LUMINAIRE CLASSIFICATION SYSTEM LUMEN TABLE AND BUG RATING:**

Zone		Lumens	% Fixture	Zone Rating/Lumen Limit		
				B	U	G
FL	(0°-30°)	423.7	7.2			
FM	(30°-60°)	2225.0	38.0			
FH	(60°-80°)	2011.2	34.4			G2/5000
FVH	(80°-90°)	107.0	1.8			G2/225
BL	(0°-30°)	285.6	4.9	B1/500		
BM	(30°-60°)	358.8	6.1	B1/1000		
BH	(60°-80°)	415.0	7.1	B1/500		G1/500
BVH	(80°-90°)	20.6	0.4			G1/100
UL	(90°-100°)	2.1	0.0		U1/10	
UH	(100°-180°)	0.4	0.0		U1/10	

**BUG Rating: B1-U1-G2**

Type II Short





REPORT NUMBER: P226813

CATALOG NUMBER: ISW-AF-1000-LED-E1-SL2-7050

**CANDELA DISTRIBUTION (FULL):**

	0°	5°	15°	25°	35°	45°	55°	60°	61°	62°	63°
0°	1231.1	1231.1	1231.1	1231.1	1231.1	1231.1	1231.1	1231.1	1231.1	1231.1	1231.1
2.5°	1144.1	1146.8	1161.7	1169.6	1181.0	1184.6	1197.7	1203.0	1207.4	1206.5	1206.5
5°	1041.3	1049.2	1056.3	1072.1	1088.8	1109.0	1134.5	1153.8	1157.3	1161.7	1164.4
7.5°	963.1	968.4	980.7	992.1	1013.2	1041.3	1077.4	1102.0	1107.2	1109.0	1115.1
10°	907.8	911.3	921.8	936.8	961.4	988.6	1026.4	1051.9	1059.8	1063.3	1068.6
12.5°	864.7	870.0	879.6	895.5	921.8	949.9	989.5	1015.0	1020.2	1024.6	1032.5
15°	837.5	841.0	849.8	867.3	891.1	919.2	957.8	988.6	992.1	996.5	1003.5
17.5°	832.2	834.8	840.1	853.3	871.7	899.0	938.5	964.0	970.1	976.3	983.3
20°	853.3	855.0	856.8	858.5	869.1	886.7	925.3	952.6	957.8	963.1	971.9
22.5°	899.0	901.6	897.2	891.1	883.2	886.7	919.2	947.3	950.8	956.1	963.1
25°	978.1	975.4	962.2	952.6	924.5	901.6	920.9	944.7	949.1	954.3	962.2
27.5°	1071.2	1067.7	1059.8	1033.4	986.8	940.3	931.5	949.1	951.7	956.1	963.1
30°	1171.4	1172.3	1165.2	1136.2	1076.5	998.3	955.2	959.6	961.4	964.9	969.3
32.5°	1261.9	1275.1	1274.2	1272.4	1187.2	1076.5	1000.9	983.3	980.7	983.3	985.1
35°	1366.5	1369.1	1393.7	1406.0	1336.6	1190.7	1067.7	1029.0	1018.5	1019.4	1017.6
37.5°	1478.9	1482.5	1524.6	1545.7	1492.1	1320.8	1156.4	1096.7	1087.0	1077.4	1070.3
40°	1642.4	1656.5	1678.4	1702.2	1675.8	1495.6	1273.3	1192.5	1167.9	1166.1	1152.0
42.5°	1886.7	1882.3	1871.8	1891.1	1859.4	1691.6	1414.8	1327.8	1309.3	1284.7	1265.4
45°	2126.6	2136.3	2090.6	2099.3	2101.1	1918.3	1619.5	1497.4	1487.7	1458.7	1437.6
47.5°	2288.3	2277.7	2216.2	2261.0	2370.9	2182.8	1856.8	1728.5	1708.3	1693.4	1680.2
50°	2297.1	2288.3	2248.7	2327.8	2562.5	2653.0	2187.2	2037.8	2008.8	1982.5	1974.6
52.5°	2082.7	2070.4	2083.5	2244.3	2631.9	3046.6	2653.8	2421.9	2398.1	2376.2	2345.4
55°	1700.4	1714.5	1776.8	2008.0	2525.5	3326.1	3572.1	3015.0	2913.1	2912.2	2836.6
57.5°	1269.8	1255.7	1302.3	1519.4	2256.6	3425.4	4415.8	4277.8	4050.2	3896.4	3711.0
60°	856.8	860.3	903.4	1015.0	1570.3	3317.3	4980.8	5461.5	5381.5	5349.0	5298.9
62.5°	594.0	599.3	638.9	743.4	918.3	2668.8	5146.0	6124.9	6268.2	6386.8	6357.8
65°	415.7	416.5	456.1	617.8	688.1	1370.9	4781.3	6212.8	6426.3	6630.2	6813.0
66°	366.4	367.3	399.8	574.7	659.9	1034.3	4465.0	6090.7	6334.1	6571.3	6760.3
67.5°	313.7	319.0	344.5	488.6	632.7	797.9	3688.1	5726.0	5980.8	6241.8	6491.4
70°	215.3	217.1	239.9	396.3	592.3	700.4	2102.0	4470.2	4822.6	5281.3	5546.7
72.5°	153.8	152.0	154.7	245.2	608.1	696.0	1104.6	2942.1	3435.1	3837.5	4124.9
75°	137.1	132.7	121.3	152.0	443.8	760.1	739.9	1732.0	2107.3	2473.7	2768.1
77.5°	122.1	115.1	109.0	116.9	219.7	716.2	664.3	992.1	1183.7	1457.0	1683.7
80°	93.1	88.8	92.3	101.1	131.8	659.1	659.9	659.9	711.8	801.4	891.1
82.5°	61.5	56.2	64.1	83.5	99.3	496.5	681.9	582.6	572.9	569.4	575.6
85°	38.7	33.4	44.8	62.4	76.5	259.2	699.5	615.1	570.3	527.3	484.2
87.5°	14.1	15.8	22.8	36.0	50.1	112.5	613.4	542.2	511.4	457.8	407.7
90°	3.5	2.6	4.4	10.5	11.4	21.1	94.0	150.3	89.6	44.8	36.0
92.5°	0.0	0.0	0.0	0.0	0.0	0.0	0.0	0.0	0.0	0.0	0.0
95°	0.0	0.0	0.0	0.0	0.0	0.0	0.0	0.0	0.0	0.0	0.0
97.5°	0.0	0.0	0.0	0.0	0.0	0.0	0.0	0.0	0.0	0.0	0.0
100°	0.0	0.0	0.0	0.0	0.0	0.0	0.0	0.0	0.0	0.0	0.0
102.5°	0.0	0.0	0.0	0.0	0.0	0.0	0.0	0.0	0.0	0.0	0.0
105°	0.0	0.0	0.0	0.0	0.0	0.0	0.0	0.0	0.0	0.0	0.0
107.5°	0.0	0.0	0.0	0.0	0.0	0.0	0.0	0.0	0.0	0.0	0.0



REPORT NUMBER: P226813

CATALOG NUMBER: ISW-AF-1000-LED-E1-SL2-7050

**CANDELA DISTRIBUTION (continued):**

	0°	5°	15°	25°	35°	45°	55°	60°	61°	62°	63°
110°	0.0	0.0	0.0	0.0	0.0	0.0	0.0	0.0	0.0	0.0	0.0
112.5°	0.0	0.0	0.0	0.0	0.0	0.0	0.0	0.0	0.0	0.0	0.0
115°	0.0	0.0	0.0	0.0	0.0	0.0	0.0	0.0	0.0	0.0	0.0
117.5°	0.0	0.0	0.0	0.0	0.0	0.0	0.0	0.0	0.0	0.0	0.0
120°	0.0	0.0	0.0	0.0	0.0	0.0	0.0	0.0	0.0	0.0	0.0
122.5°	0.0	0.0	0.0	0.0	0.0	0.0	0.0	0.0	0.0	0.0	0.0
125°	0.0	0.0	0.0	0.0	0.0	0.0	0.0	0.0	0.0	0.0	0.0
127.5°	0.0	0.0	0.0	0.0	0.0	0.0	0.0	0.0	0.0	0.0	0.0
130°	0.0	0.0	0.0	0.0	0.0	0.0	0.0	0.0	0.0	0.0	0.0
132.5°	0.0	0.0	0.0	0.0	0.0	0.0	0.0	0.0	0.0	0.0	0.0
135°	0.0	0.0	0.0	0.0	0.0	0.0	0.0	0.0	0.0	0.0	0.0
137.5°	0.0	0.0	0.0	0.0	0.0	0.0	0.0	0.0	0.0	0.0	0.0
140°	0.0	0.0	0.0	0.0	0.0	0.0	0.0	0.0	0.0	0.0	0.0
142.5°	0.0	0.0	0.0	0.0	0.0	0.0	0.0	0.0	0.0	0.0	0.0
145°	0.0	0.0	0.0	0.0	0.0	0.0	0.0	0.0	0.0	0.0	0.0
147.5°	0.0	0.0	0.0	0.0	0.0	0.0	0.0	0.0	0.0	0.0	0.0
150°	0.0	0.0	0.0	0.0	0.0	0.0	0.0	0.0	0.0	0.0	0.0
152.5°	0.0	0.0	0.0	0.0	0.0	0.0	0.0	0.0	0.0	0.0	0.0
155°	0.0	0.0	0.0	0.0	0.0	0.0	0.0	0.0	0.0	0.0	0.0
157.5°	0.0	0.0	0.0	0.0	0.0	0.0	0.0	0.0	0.0	0.0	0.0
160°	0.0	0.0	0.0	0.0	0.0	0.0	0.0	0.0	0.0	0.0	0.0
162.5°	0.0	0.0	0.0	0.0	0.0	0.0	0.0	0.0	0.0	0.0	0.0
165°	0.0	0.0	0.0	0.0	0.0	0.0	0.0	0.0	0.0	0.0	0.0
167.5°	0.0	0.0	0.0	0.0	0.0	0.0	0.0	0.0	0.0	0.0	0.0
170°	0.0	0.0	0.0	0.0	0.0	0.0	0.0	0.0	0.0	0.0	0.0
172.5°	0.0	0.0	0.0	0.0	0.0	0.0	0.0	0.0	0.0	0.0	0.0
175°	0.0	0.0	0.0	0.0	0.0	0.0	0.0	0.0	0.0	0.0	0.0
177.5°	0.0	0.0	0.0	0.0	0.0	0.0	0.0	0.0	0.0	0.0	0.0
180°	0.0	0.0	0.0	0.0	0.0	0.0	0.0	0.0	0.0	0.0	0.0





REPORT NUMBER: P226813

CATALOG NUMBER: ISW-AF-1000-LED-E1-SL2-7050

**CANDELA DISTRIBUTION (continued):**

	64°	65°	66°	67°	68°	69°	70°	71°	72°	73°	74°
0°	1231.1	1231.1	1231.1	1231.1	1231.1	1231.1	1231.1	1231.1	1231.1	1231.1	1231.1
2.5°	1207.4	1211.8	1213.6	1211.8	1212.7	1218.0	1216.2	1218.8	1218.8	1220.6	1220.6
5°	1167.9	1171.4	1178.4	1177.5	1184.6	1187.2	1189.8	1193.4	1197.7	1200.4	1205.7
7.5°	1121.3	1128.3	1134.5	1138.0	1142.4	1151.2	1153.8	1161.7	1168.7	1175.8	1181.0
10°	1076.5	1086.1	1093.2	1095.8	1105.5	1109.9	1119.5	1125.7	1134.5	1143.3	1151.2
12.5°	1038.7	1047.5	1051.0	1059.8	1068.6	1077.4	1081.7	1093.2	1102.0	1113.4	1123.9
15°	1010.6	1019.4	1026.4	1032.5	1041.3	1050.1	1057.1	1068.6	1079.1	1090.5	1100.2
17.5°	993.0	998.3	1007.1	1012.3	1022.9	1033.4	1041.3	1054.5	1065.9	1075.6	1088.8
20°	979.8	986.0	993.9	1001.8	1011.4	1024.6	1031.7	1045.7	1058.0	1069.4	1081.7
22.5°	972.8	978.9	986.8	994.8	1005.3	1015.8	1027.3	1039.6	1052.8	1065.1	1077.4
25°	970.1	975.4	982.4	990.4	1001.8	1013.2	1022.9	1036.9	1048.4	1061.5	1076.5
27.5°	971.0	974.5	982.4	989.5	1000.9	1011.4	1021.1	1035.2	1048.4	1060.7	1075.6
30°	974.5	977.2	985.1	991.2	1000.9	1011.4	1020.2	1035.2	1046.6	1059.8	1075.6
32.5°	986.8	990.4	993.9	998.3	1007.1	1015.0	1025.5	1038.7	1049.2	1062.4	1075.6
35°	1015.8	1013.2	1015.8	1017.6	1023.8	1031.7	1039.6	1051.0	1060.7	1072.1	1086.1
37.5°	1061.5	1056.3	1058.0	1057.1	1057.1	1062.4	1070.3	1078.2	1086.1	1097.6	1111.6
40°	1145.9	1132.7	1129.2	1119.5	1116.9	1121.3	1126.6	1127.4	1137.1	1152.0	1158.2
42.5°	1254.9	1237.3	1239.9	1224.1	1219.7	1214.4	1221.5	1217.1	1223.2	1232.9	1246.1
45°	1427.1	1410.4	1392.8	1367.3	1372.6	1353.3	1348.0	1349.8	1348.9	1352.4	1368.2
47.5°	1632.7	1610.8	1599.3	1589.7	1571.2	1559.8	1544.9	1522.9	1528.2	1535.2	1549.2
50°	1933.3	1926.2	1904.3	1872.6	1868.2	1851.5	1847.1	1827.8	1820.8	1819.9	1819.0
52.5°	2334.9	2289.2	2280.4	2250.5	2227.6	2211.8	2206.6	2179.3	2152.1	2167.9	2166.1
55°	2824.3	2786.5	2738.2	2711.8	2693.4	2655.6	2645.9	2611.7	2595.8	2587.1	2565.1
57.5°	3646.8	3514.1	3414.8	3365.6	3296.2	3225.9	3201.3	3131.0	3076.5	3037.9	3040.5
60°	5081.0	4844.6	4566.0	4441.2	4152.1	4109.9	3911.3	3863.0	3743.5	3664.4	3618.7
62.5°	6337.6	6273.4	6139.9	5958.0	5668.0	5334.1	5183.8	4885.0	4651.3	4549.3	4407.8
65°	6937.8	7028.3	7065.2	7030.9	6914.9	6711.1	6531.8	6240.1	5848.1	5626.7	5351.6
66°	6907.0	7041.5	7109.1	7144.3	7102.1	6981.7	6793.7	6553.8	6250.6	5913.2	5604.7
67.5°	6682.1	6813.0	6907.0	7014.2	7014.2	6976.4	6900.0	6740.1	6525.6	6231.3	5954.5
70°	5762.9	5940.4	6106.5	6139.0	6230.4	6202.3	6262.9	6161.0	6110.0	5987.0	5838.5
72.5°	4489.6	4638.1	4780.4	4922.8	4899.1	4868.3	4862.2	4883.3	4779.6	4816.5	4777.8
75°	2986.0	3241.7	3387.6	3373.5	3383.2	3391.1	3326.1	3181.1	3293.6	3151.2	3198.7
77.5°	1814.6	1933.3	1972.8	1928.9	1871.8	1797.9	1679.3	1609.9	1510.6	1518.5	1452.6
80°	951.7	966.6	935.0	846.2	797.9	754.0	618.6	558.0	501.8	480.7	433.2
82.5°	545.7	509.7	471.0	441.1	384.0	345.4	292.6	259.2	223.2	191.6	180.1
85°	442.0	393.7	357.7	324.3	285.6	251.3	207.4	173.1	146.8	127.4	123.0
87.5°	364.7	331.3	294.4	262.7	225.0	189.8	146.8	114.2	90.5	72.9	67.7
90°	32.5	43.9	31.6	17.6	26.4	14.1	7.9	8.8	7.0	7.0	7.9
92.5°	0.0	0.0	0.0	0.0	0.0	0.0	0.0	0.0	0.0	0.0	0.0
95°	0.0	0.0	0.0	0.0	0.0	0.0	0.0	0.0	0.0	0.0	0.0
97.5°	0.0	0.0	0.0	0.0	0.0	0.0	0.0	0.0	0.0	0.0	0.0
100°	0.0	0.0	0.0	0.0	0.0	0.0	0.0	0.0	0.0	0.0	0.0
102.5°	0.0	0.0	0.0	0.0	0.0	0.0	0.0	0.0	0.0	0.0	0.0
105°	0.0	0.0	0.0	0.0	0.0	0.0	0.0	0.0	0.0	0.0	0.0
107.5°	0.0	0.0	0.0	0.0	0.0	0.0	0.0	0.0	0.0	0.0	0.0



REPORT NUMBER: P226813

CATALOG NUMBER: ISW-AF-1000-LED-E1-SL2-7050

**CANDELA DISTRIBUTION (continued):**

	64°	65°	66°	67°	68°	69°	70°	71°	72°	73°	74°
110°	0.0	0.0	0.0	0.0	0.0	0.0	0.0	0.0	0.0	0.0	0.0
112.5°	0.0	0.0	0.0	0.0	0.0	0.0	0.0	0.0	0.0	0.0	0.0
115°	0.0	0.0	0.0	0.0	0.0	0.0	0.0	0.0	0.0	0.0	0.0
117.5°	0.0	0.0	0.0	0.0	0.0	0.0	0.0	0.0	0.0	0.0	0.0
120°	0.0	0.0	0.0	0.0	0.0	0.0	0.0	0.0	0.0	0.0	0.0
122.5°	0.0	0.0	0.0	0.0	0.0	0.0	0.0	0.0	0.0	0.0	0.0
125°	0.0	0.0	0.0	0.0	0.0	0.0	0.0	0.0	0.0	0.0	0.0
127.5°	0.0	0.0	0.0	0.0	0.0	0.0	0.0	0.0	0.0	0.0	0.0
130°	0.0	0.0	0.0	0.0	0.0	0.0	0.0	0.0	0.0	0.0	0.0
132.5°	0.0	0.0	0.0	0.0	0.0	0.0	0.0	0.0	0.0	0.0	0.0
135°	0.0	0.0	0.0	0.0	0.0	0.0	0.0	0.0	0.0	0.0	0.0
137.5°	0.0	0.0	0.0	0.0	0.0	0.0	0.0	0.0	0.0	0.0	0.0
140°	0.0	0.0	0.0	0.0	0.0	0.0	0.0	0.0	0.0	0.0	0.0
142.5°	0.0	0.0	0.0	0.0	0.0	0.0	0.0	0.0	0.0	0.0	0.0
145°	0.0	0.0	0.0	0.0	0.0	0.0	0.0	0.0	0.0	0.0	0.0
147.5°	0.0	0.0	0.0	0.0	0.0	0.0	0.0	0.0	0.0	0.0	0.0
150°	0.0	0.0	0.0	0.0	0.0	0.0	0.0	0.0	0.0	0.0	0.0
152.5°	0.0	0.0	0.0	0.0	0.0	0.0	0.0	0.0	0.0	0.0	0.0
155°	0.0	0.0	0.0	0.0	0.0	0.0	0.0	0.0	0.0	0.0	0.0
157.5°	0.0	0.0	0.0	0.0	0.0	0.0	0.0	0.0	0.0	0.0	0.0
160°	0.0	0.0	0.0	0.0	0.0	0.0	0.0	0.0	0.0	0.0	0.0
162.5°	0.0	0.0	0.0	0.0	0.0	0.0	0.0	0.0	0.0	0.0	0.0
165°	0.0	0.0	0.0	0.0	0.0	0.0	0.0	0.0	0.0	0.0	0.0
167.5°	0.0	0.0	0.0	0.0	0.0	0.0	0.0	0.0	0.0	0.0	0.0
170°	0.0	0.0	0.0	0.0	0.0	0.0	0.0	0.0	0.0	0.0	0.0
172.5°	0.0	0.0	0.0	0.0	0.0	0.0	0.0	0.0	0.0	0.0	0.0
175°	0.0	0.0	0.0	0.0	0.0	0.0	0.0	0.0	0.0	0.0	0.0
177.5°	0.0	0.0	0.0	0.0	0.0	0.0	0.0	0.0	0.0	0.0	0.0
180°	0.0	0.0	0.0	0.0	0.0	0.0	0.0	0.0	0.0	0.0	0.0



REPORT NUMBER: P226813

CATALOG NUMBER: ISW-AF-1000-LED-E1-SL2-7050

**CANDELA DISTRIBUTION (continued):**

	75°	76°	77°	78°	79°	80°	81°	82°	83°	84°	85°
0°	1231.1	1231.1	1231.1	1231.1	1231.1	1231.1	1231.1	1231.1	1231.1	1231.1	1231.1
2.5°	1223.2	1223.2	1225.0	1226.7	1227.6	1227.6	1227.6	1229.4	1230.3	1227.6	1230.3
5°	1208.3	1212.7	1216.2	1218.8	1219.7	1222.4	1225.0	1226.7	1229.4	1229.4	1231.1
7.5°	1188.1	1196.0	1200.4	1204.8	1209.2	1213.6	1218.8	1222.4	1224.1	1227.6	1230.3
10°	1162.6	1172.3	1181.0	1188.1	1194.2	1203.0	1210.0	1215.3	1223.2	1224.1	1230.3
12.5°	1135.4	1149.4	1156.4	1169.6	1178.4	1191.6	1198.6	1206.5	1215.3	1219.7	1226.7
15°	1116.0	1128.3	1141.5	1153.8	1167.9	1183.7	1192.5	1203.0	1215.3	1225.0	1233.8
17.5°	1101.1	1117.8	1132.7	1148.5	1166.1	1182.8	1196.0	1207.4	1223.2	1228.5	1237.3
20°	1096.7	1115.1	1130.1	1146.8	1165.2	1187.2	1203.0	1215.3	1231.1	1239.9	1247.8
22.5°	1094.9	1112.5	1130.1	1150.3	1170.5	1193.4	1210.0	1225.9	1241.7	1249.6	1255.7
25°	1093.2	1111.6	1131.0	1153.8	1175.8	1199.5	1218.8	1233.8	1248.7	1256.6	1261.9
27.5°	1093.2	1112.5	1133.6	1156.4	1180.2	1206.5	1225.0	1239.0	1252.2	1259.3	1261.0
30°	1092.3	1112.5	1132.7	1158.2	1183.7	1210.9	1231.1	1244.3	1255.7	1260.1	1258.4
32.5°	1094.1	1115.1	1137.1	1162.6	1189.0	1215.3	1236.4	1251.3	1257.5	1256.6	1255.7
35°	1102.8	1122.2	1147.7	1173.1	1200.4	1225.0	1245.2	1255.7	1261.0	1259.3	1254.9
37.5°	1126.6	1145.9	1171.4	1199.5	1220.6	1248.7	1267.2	1275.1	1276.0	1270.7	1260.1
40°	1175.8	1195.1	1218.0	1248.7	1274.2	1293.5	1311.1	1319.9	1314.6	1305.0	1293.5
42.5°	1254.0	1278.6	1305.8	1330.4	1360.3	1386.7	1391.1	1396.3	1387.6	1369.1	1355.0
45°	1379.6	1394.6	1429.7	1448.2	1486.9	1500.0	1509.7	1512.3	1493.0	1478.1	1453.5
47.5°	1560.7	1589.7	1614.3	1631.9	1660.0	1677.5	1696.9	1688.1	1673.2	1647.7	1615.2
50°	1845.4	1863.8	1895.5	1927.1	1957.0	1969.3	1969.3	1960.5	1950.8	1901.6	1862.1
52.5°	2195.1	2196.9	2242.6	2280.4	2305.9	2287.4	2309.4	2287.4	2281.3	2247.0	2214.5
55°	2600.2	2583.5	2638.9	2672.3	2695.1	2717.1	2712.7	2710.1	2687.2	2648.6	2609.0
57.5°	2985.1	3033.5	3059.8	3109.0	3120.5	3135.4	3129.3	3120.5	3107.3	3085.3	3067.7
60°	3540.5	3573.0	3596.8	3606.4	3638.9	3643.3	3665.3	3629.3	3638.1	3612.6	3557.2
62.5°	4296.2	4261.1	4279.5	4279.5	4269.9	4235.6	4254.1	4268.1	4244.4	4223.3	4214.5
65°	5142.5	5029.1	4920.2	4901.7	4851.6	4840.2	4826.1	4791.0	4776.0	4739.1	4709.3
66°	5395.6	5219.8	5117.0	5053.7	4993.1	4979.9	4960.6	4923.7	4893.8	4841.9	4791.9
67.5°	5679.4	5452.7	5298.0	5208.4	5133.7	5084.5	5045.8	4993.1	4945.6	4868.3	4788.3
70°	5661.0	5473.8	5287.5	5151.3	5038.8	4937.7	4878.0	4764.6	4668.0	4557.2	4465.8
72.5°	4756.7	4723.3	4615.2	4538.8	4400.8	4347.2	4189.0	4117.0	3983.4	3840.2	3796.2
75°	3306.8	3175.8	3120.5	3089.7	3029.1	2862.1	2753.1	2776.9	2620.5	2480.7	2400.8
77.5°	1445.6	1471.9	1319.0	1250.5	1197.7	1107.2	1022.9	964.9	931.5	909.5	810.2
80°	399.8	348.9	344.5	319.9	314.6	280.3	284.7	260.1	243.4	239.9	232.0
82.5°	174.9	171.4	166.1	163.4	160.8	157.3	152.9	152.0	146.8	142.4	143.2
85°	116.0	115.1	112.5	109.8	105.5	99.3	94.9	91.4	92.3	87.9	87.0
87.5°	67.7	65.9	65.0	61.5	60.6	55.4	56.2	51.8	51.0	50.1	47.5
90°	9.7	10.5	13.2	12.3	8.8	16.7	14.1	12.3	13.2	10.5	10.5
92.5°	0.0	0.0	0.0	0.0	0.0	0.0	0.0	0.0	0.0	0.0	0.0
95°	0.0	0.0	0.0	0.0	0.0	0.0	0.0	0.0	0.0	0.0	0.0
97.5°	0.0	0.0	0.0	0.0	0.0	0.0	0.0	0.0	0.0	0.0	0.0
100°	0.0	0.0	0.0	0.0	0.0	0.0	0.0	0.0	0.0	0.0	0.0
102.5°	0.0	0.0	0.0	0.0	0.0	0.0	0.0	0.0	0.0	0.0	0.0
105°	0.0	0.0	0.0	0.0	0.0	0.0	0.0	0.0	0.0	0.0	0.0
107.5°	0.0	0.0	0.0	0.0	0.0	0.0	0.0	0.0	0.0	0.0	0.0



REPORT NUMBER: P226813  
 CATALOG NUMBER: ISW-AF-1000-LED-E1-SL2-7050

REPORT N  
 CATALOG

**CANDELA DISTRIBUTION (continued):**

**CANDELA**

	75°	76°	77°	78°	79°	80°	81°	82°	83°	84°	85°	
110°	0.0	0.0	0.0	0.0	0.0	0.0	0.0	0.0	0.0	0.0	0.0	0°
112.5°	0.0	0.0	0.0	0.0	0.0	0.0	0.0	0.0	0.0	0.0	0.0	2.5°
115°	0.0	0.0	0.0	0.0	0.0	0.0	0.0	0.0	0.0	0.0	0.0	5°
117.5°	0.0	0.0	0.0	0.0	0.0	0.0	0.0	0.0	0.0	0.0	0.0	7.5°
120°	0.0	0.0	0.0	0.0	0.0	0.0	0.0	0.0	0.0	0.0	0.0	10°
122.5°	0.0	0.0	0.0	0.0	0.0	0.0	0.0	0.0	0.0	0.0	0.0	12.5°
125°	0.0	0.0	0.0	0.0	0.0	0.0	0.0	0.0	0.0	0.0	0.0	15°
127.5°	0.0	0.0	0.0	0.0	0.0	0.0	0.0	0.0	0.0	0.0	0.0	17.5°
130°	0.0	0.0	0.0	0.0	0.0	0.0	0.0	0.0	0.0	0.0	0.0	20°
132.5°	0.0	0.0	0.0	0.0	0.0	0.0	0.0	0.0	0.0	0.0	0.0	22.5°
135°	0.0	0.0	0.0	0.0	0.0	0.0	0.0	0.0	0.0	0.0	0.0	25°
137.5°	0.0	0.0	0.0	0.0	0.0	0.0	0.0	0.0	0.0	0.0	0.0	27.5°
140°	0.0	0.0	0.0	0.0	0.0	0.0	0.0	0.0	0.0	0.0	0.0	30°
142.5°	0.0	0.0	0.0	0.0	0.0	0.0	0.0	0.0	0.0	0.0	0.0	32.5°
145°	0.0	0.0	0.0	0.0	0.0	0.0	0.0	0.0	0.0	0.0	0.0	35°
147.5°	0.0	0.0	0.0	0.0	0.0	0.0	0.0	0.0	0.0	0.0	0.0	37.5°
150°	0.0	0.0	0.0	0.0	0.0	0.0	0.0	0.0	0.0	0.0	0.0	40°
152.5°	0.0	0.0	0.0	0.0	0.0	0.0	0.0	0.0	0.0	0.0	0.0	42.5°
155°	0.0	0.0	0.0	0.0	0.0	0.0	0.0	0.0	0.0	0.0	0.0	45°
157.5°	0.0	0.0	0.0	0.0	0.0	0.0	0.0	0.0	0.0	0.0	0.0	47.5°
160°	0.0	0.0	0.0	0.0	0.0	0.0	0.0	0.0	0.0	0.0	0.0	50°
162.5°	0.0	0.0	0.0	0.0	0.0	0.0	0.0	0.0	0.0	0.0	0.0	52.5°
165°	0.0	0.0	0.0	0.0	0.0	0.0	0.0	0.0	0.0	0.0	0.0	55°
167.5°	0.0	0.0	0.0	0.0	0.0	0.0	0.0	0.0	0.0	0.0	0.0	57.5°
170°	0.0	0.0	0.0	0.0	0.0	0.0	0.0	0.0	0.0	0.0	0.0	60°
172.5°	0.0	0.0	0.0	0.0	0.0	0.0	0.0	0.0	0.0	0.0	0.0	62.5°
175°	0.0	0.0	0.0	0.0	0.0	0.0	0.0	0.0	0.0	0.0	0.0	65°
177.5°	0.0	0.0	0.0	0.0	0.0	0.0	0.0	0.0	0.0	0.0	0.0	66°
180°	0.0	0.0	0.0	0.0	0.0	0.0	0.0	0.0	0.0	0.0	0.0	67.5°
												70°
												72.5°
												75°
												77.5°
												80°
												82.5°
												85°
												87.5°
												90°
												92.5°
												95°
												97.5°
												100°
												102.5°
												105°
												107.5°

NUMBER: P226813  
 NUMBER: ISW-AF-1000-LED-E1-SL2-7050

REPORT NUMBER: P  
 CATALOG NUMBER:

**DISTRIBUTION (continued):**

**CANDELA DISTRIBUTION**

86°	87°	88°	89°	90°	95°	105°	115°	125°	135°	145°	110°	86°
1231.1	1231.1	1231.1	1231.1	1231.1	1231.1	1231.1	1231.1	1231.1	1231.1	1231.1	110°	0.0
1232.9	1234.7	1235.5	1234.7	1236.4	1235.5	1236.4	1235.5	1231.1	1230.3	1229.4	112.5°	0.0
1234.7	1238.2	1239.0	1239.9	1238.2	1239.9	1236.4	1222.4	1206.5	1189.0	1174.9	115°	0.0
1236.4	1240.8	1243.4	1243.4	1244.3	1242.6	1229.4	1198.6	1161.7	1124.8	1096.7	117.5°	0.0
1235.5	1241.7	1244.3	1245.2	1245.2	1241.7	1210.0	1160.8	1104.6	1048.4	991.2	120°	0.0
1232.9	1238.2	1242.6	1242.6	1243.4	1231.1	1181.9	1111.6	1031.7	947.3	870.8	122.5°	0.0
1238.2	1243.4	1243.4	1243.4	1242.6	1221.5	1152.0	1050.1	942.9	828.7	715.3	125°	0.0
1246.1	1248.7	1247.0	1247.0	1243.4	1211.8	1118.7	989.5	848.9	697.7	539.6	127.5°	0.0
1253.1	1254.9	1254.0	1249.6	1245.2	1201.3	1084.4	925.3	736.4	539.6	382.3	130°	0.0
1260.1	1261.9	1257.5	1250.5	1244.3	1187.2	1043.1	843.6	609.0	369.1	253.1	132.5°	0.0
1261.0	1262.8	1254.9	1245.2	1236.4	1166.1	993.0	756.6	469.3	239.0	197.7	135°	0.0
1260.1	1258.4	1245.2	1232.9	1223.2	1140.6	937.6	648.5	312.8	180.1	172.2	137.5°	0.0
1254.0	1246.1	1235.5	1221.5	1207.4	1112.5	882.3	528.1	197.7	156.4	156.4	140°	0.0
1245.2	1237.3	1224.1	1205.7	1189.8	1085.3	819.0	405.1	158.2	144.1	145.9	142.5°	0.0
1241.7	1232.9	1213.6	1194.2	1174.0	1060.7	752.2	272.4	142.4	136.2	137.1	145°	0.0
1248.7	1233.8	1214.4	1192.5	1168.7	1039.6	682.8	189.8	134.4	127.4	129.2	147.5°	0.0
1272.4	1258.4	1235.5	1207.4	1181.9	1027.3	609.0	157.3	126.5	120.4	120.4	150°	0.0
1329.6	1311.1	1280.3	1247.0	1216.2	1035.2	543.1	143.2	120.4	114.2	114.2	152.5°	0.0
1421.8	1399.9	1363.8	1326.0	1285.6	1073.8	468.4	138.0	116.0	107.2	105.5	155°	0.0
1580.0	1551.0	1503.6	1458.7	1410.4	1140.6	392.8	134.4	110.7	102.8	99.3	157.5°	0.0
1828.7	1785.6	1729.4	1670.5	1611.6	1262.8	333.0	130.9	107.2	99.3	95.8	160°	0.0
2148.6	2119.6	2049.3	1971.9	1901.6	1506.2	298.8	128.3	104.6	94.9	92.3	162.5°	0.0
2556.3	2508.9	2453.5	2384.1	2300.6	1821.7	295.3	127.4	101.9	91.4	89.6	165°	0.0
2986.9	2968.4	2874.4	2831.4	2740.8	2241.7	359.4	129.2	100.2	88.8	86.1	167.5°	0.0
3478.1	3485.1	3397.3	3349.8	3275.1	2774.2	572.1	134.4	100.2	86.1	83.5	170°	0.0
4120.5	4131.9	4028.2	3972.0	3908.7	3370.9	899.0	143.2	102.8	83.5	80.8	172.5°	0.0
4646.9	4585.4	4518.6	4420.1	4340.2	3704.0	865.6	159.1	106.3	80.8	78.2	175°	0.0
4701.3	4657.4	4573.0	4466.7	4369.2	3705.7	755.7	164.3	107.2	80.0	77.3	177.5°	0.0
4694.3	4616.1	4520.3	4430.7	4334.9	3610.8	584.4	171.4	109.8	78.2	75.6	180°	0.0
4369.2	4259.3	4166.2	4042.3	3942.1	3231.2	359.4	170.5	106.3	72.9	71.2		
3602.9	3546.7	3435.9	3336.6	3232.1	2615.2	246.1	152.0	94.0	65.9	66.8		
2330.5	2266.3	2153.8	2097.6	2038.7	1673.2	191.6	123.9	80.0	58.9	61.5		
777.7	752.2	710.9	733.8	699.5	652.0	140.6	94.0	64.1	51.0	54.5		
232.9	227.6	235.5	221.4	234.6	198.6	92.3	65.9	49.2	43.9	48.3		
138.0	136.2	136.2	136.2	132.7	123.9	60.6	45.7	37.8	36.9	40.4		
84.4	82.6	83.5	82.6	84.4	75.6	41.3	31.6	28.1	27.2	32.5		
48.3	48.3	49.2	47.5	48.3	46.6	29.0	20.2	18.5	17.6	23.7		
11.4	11.4	8.8	7.9	8.8	12.3	7.9	6.2	5.3	4.4	7.9		
0.0	0.0	0.0	0.0	0.0	0.0	0.0	0.0	0.0	0.0	0.0		
0.0	0.0	0.0	0.0	0.0	0.0	0.0	0.0	0.0	0.0	0.0		
0.0	0.0	0.0	0.0	0.0	0.0	0.0	0.0	0.0	0.0	0.0		
0.0	0.0	0.0	0.0	0.0	0.0	0.0	0.0	0.0	0.0	0.0		
0.0	0.0	0.0	0.0	0.0	0.0	0.0	0.0	0.0	0.0	0.0		
0.0	0.0	0.0	0.0	0.0	0.0	0.0	0.0	0.0	0.0	0.0		
0.0	0.0	0.0	0.0	0.0	0.0	0.0	0.0	0.0	0.0	0.0		
0.0	0.0	0.0	0.0	0.0	0.0	0.0	0.0	0.0	0.0	0.0		
0.0	0.0	0.0	0.0	0.0	0.0	0.0	0.0	0.0	0.0	0.0		

'226813  
 ISW-AF-1000-LED-E1-SL2-7050

REPORT NUMBER: P226813  
 CATALOG NUMBER: ISW-AF-1000-LED-E1-SL2-7050

**TION (continued):**

**CANDELA DISTRIBUTION (con**

87°	88°	89°	90°	95°	105°	115°	125°	135°	145°		155°	165°
0.0	0.0	0.0	0.0	0.0	0.0	0.0	0.0	0.0	0.0	0°	1231.1	1231.1
0.0	0.0	0.0	0.0	0.0	0.0	0.0	0.0	0.0	0.0	2.5°	1222.4	1216.2
0.0	0.0	0.0	0.0	0.0	0.0	0.0	0.0	0.0	0.0	5°	1152.9	1136.2
0.0	0.0	0.0	0.0	0.0	0.0	0.0	0.0	0.0	0.0	7.5°	1052.8	1033.4
0.0	0.0	0.0	0.0	0.0	0.0	0.0	0.0	0.0	0.0	10°	938.5	909.5
0.0	0.0	0.0	0.0	0.0	0.0	0.0	0.0	0.0	0.0	12.5°	792.6	735.5
0.0	0.0	0.0	0.0	0.0	0.0	0.0	0.0	0.0	0.0	15°	623.9	547.5
0.0	0.0	0.0	0.0	0.0	0.0	0.0	0.0	0.0	0.0	17.5°	429.7	368.2
0.0	0.0	0.0	0.0	0.0	0.0	0.0	0.0	0.0	0.0	20°	301.4	278.6
0.0	0.0	0.0	0.0	0.0	0.0	0.0	0.0	0.0	0.0	22.5°	232.9	233.7
0.0	0.0	0.0	0.0	0.0	0.0	0.0	0.0	0.0	0.0	25°	193.3	202.1
0.0	0.0	0.0	0.0	0.0	0.0	0.0	0.0	0.0	0.0	27.5°	170.5	179.3
0.0	0.0	0.0	0.0	0.0	0.0	0.0	0.0	0.0	0.0	30°	156.4	164.3
0.0	0.0	0.0	0.0	0.0	0.0	0.0	0.0	0.0	0.0	32.5°	146.8	150.3
0.0	0.0	0.0	0.0	0.0	0.0	0.0	0.0	0.0	0.0	35°	135.3	137.1
0.0	0.0	0.0	0.0	0.0	0.0	0.0	0.0	0.0	0.0	37.5°	125.7	125.7
0.0	0.0	0.0	0.0	0.0	0.0	0.0	0.0	0.0	0.0	40°	116.9	116.0
0.0	0.0	0.0	0.0	0.0	0.0	0.0	0.0	0.0	0.0	42.5°	109.0	108.1
0.0	0.0	0.0	0.0	0.0	0.0	0.0	0.0	0.0	0.0	45°	101.1	101.9
0.0	0.0	0.0	0.0	0.0	0.0	0.0	0.0	0.0	0.0	47.5°	96.7	97.5
0.0	0.0	0.0	0.0	0.0	0.0	0.0	0.0	0.0	0.0	50°	92.3	93.1
0.0	0.0	0.0	0.0	0.0	0.0	0.0	0.0	0.0	0.0	52.5°	88.8	88.8
0.0	0.0	0.0	0.0	0.0	0.0	0.0	0.0	0.0	0.0	55°	85.2	84.4
0.0	0.0	0.0	0.0	0.0	0.0	0.0	0.0	0.0	0.0	57.5°	82.6	80.8
0.0	0.0	0.0	0.0	0.0	0.0	0.0	0.0	0.0	0.0	60°	80.0	78.2
0.0	0.0	0.0	0.0	0.0	0.0	0.0	0.0	0.0	0.0	62.5°	78.2	75.6
0.0	0.0	0.0	0.0	0.0	0.0	0.0	0.0	0.0	0.0	65°	76.5	74.7
0.0	0.0	0.0	0.0	0.0	0.0	0.0	0.0	0.0	0.0	66°	75.6	73.8
0.0	0.0	0.0	0.0	0.0	0.0	0.0	0.0	0.0	0.0	67.5°	74.7	72.9
										70°	71.2	69.4
										72.5°	65.9	65.0
										75°	60.6	58.9
										77.5°	53.6	52.7
										80°	45.7	44.8
										82.5°	38.7	36.9
										85°	30.8	29.0
										87.5°	21.1	19.3
										90°	5.3	6.2
										92.5°	0.0	0.0
										95°	0.0	0.0
										97.5°	0.0	0.0
										100°	0.0	0.0
										102.5°	0.0	0.0
										105°	0.0	0.0
										107.5°	0.0	0.0



REPORT NUMBER: P226813

CATALOG NUMBER: ISW-AF-1000-LED-E:

000-LED-E1-SL2-7050

**tinued):**

175°	180°
1231.1	1231.1
1210.9	1218.8
1131.0	1128.3
1017.6	1018.5
880.5	882.3
703.0	692.5
503.5	507.9
350.6	349.7
281.2	283.0
240.8	240.8
214.4	214.4
188.9	189.8
171.4	173.1
155.5	156.4
139.7	140.6
126.5	126.5
117.8	118.6
111.6	111.6
105.5	105.5
100.2	101.9
94.9	95.8
89.6	90.5
84.4	84.4
80.0	80.0
76.5	75.6
73.8	72.1
71.2	70.3
<b>70.3</b>	<b>69.4</b>
69.4	68.5
67.7	66.8
65.0	64.1
59.8	58.0
54.5	52.7
50.1	47.5
42.2	40.4
30.8	29.0
18.5	18.5
4.4	4.4
0.0	0.0
0.0	0.0
0.0	0.0
0.0	0.0
0.0	0.0
0.0	0.0
0.0	0.0
0.0	0.0

**CANDELA DISTRIBUTION (continued):**

	155°	165°	175°
110°	0.0	0.0	0.0
112.5°	0.0	0.0	0.0
115°	0.0	0.0	0.0
117.5°	0.0	0.0	0.0
120°	0.0	0.0	0.0
122.5°	0.0	0.0	0.0
125°	0.0	0.0	0.0
127.5°	0.0	0.0	0.0
130°	0.0	0.0	0.0
132.5°	0.0	0.0	0.0
135°	0.0	0.0	0.0
137.5°	0.0	0.0	0.0
140°	0.0	0.0	0.0
142.5°	0.0	0.0	0.0
145°	0.0	0.0	0.0
147.5°	0.0	0.0	0.0
150°	0.0	0.0	0.0
152.5°	0.0	0.0	0.0
155°	0.0	0.0	0.0
157.5°	0.0	0.0	0.0
160°	0.0	0.0	0.0
162.5°	0.0	0.0	0.0
165°	0.0	0.0	0.0
167.5°	0.0	0.0	0.0
170°	0.0	0.0	0.0
172.5°	0.0	0.0	0.0
175°	0.0	0.0	0.0
177.5°	0.0	0.0	0.0
180°	0.0	0.0	0.0

